

Superior optical lensing:
for superior performance
and energy conservation

LS - 4.5 Watts/Ft.	458 Lm/Ft			
Optics	15°, 30°, 45°, 120°			
Length (Nom.)	10in	28in	37in	46in
Wattage	4.5W	8.7W	12.5W	16.4W
Max Run	128ft @ 120VAC / 295ft @ 277VAC			
Lumens	382	1,068	1,412	1,755
CRI	85			

LH - 8.8 Watts/Ft.	640 Lm/Ft			
Optics	15°, 30°, 45°, 120°			
Length (Nom.)	10in	28in	37in	46in
Wattage	7.3W	20W	26.8W	33.2W
Max Run	54ft @ 120VAC / 125ft @ 277VAC			
Lumens	533	1,493	1,973	2,453
CRI	85			

Photometric Comparison - Typical Fc @ 10ft

Lens	120°	45°	30°	15°
Fc @ 10' (4.5W)	6fc	20fc	39fc	49fc
Fc @ 10' (8.8W)	18fc	33fc	66fc	79fc

Series	Length	LED Output	CCT	Voltage	Dimming	Optics	Mounting	Finish	Options
1300									
1300	10 10" 28 28" 37 37" 46 46"	LS Standard LH High	27 27K 30 30K 35 35K 40 40K 50 50K 65 65K	U (120- 277V)	ND Non Dimming D1 0-10V 10% Dimming	15 15° 30 30° 45 45° 120 120° 1317 13°x17° 3060 30°x60°	SW Swivel Mount LB L- Bracket	SO Silver	P Permapost G Glare Shield Ax Extended Arm Cx Cantilever Arm x=length up to 18" N None

Accessories:

Part No.	Description
OGL12SC3P	12" Starter Lead (non-dimming)
OGL24SC3P	24" Starter Lead (non-dimming)
OGL48SC3P	48" Starter Lead (non-dimming)
OGL12J3P	12" Jumper (non-dimming)
OGL24J3P	24" Jumper (non-dimming)
OGL48J3P	48" Jumper (non-dimming)
OGLEH	End Cap for 3 Pin Connectors

*longer cable lengths available per request.

Minatura 1300

Linear Wallwash LED

120-277VAC

Project

Type

Date

120-277Volt very low profile, high-performance linear luminaires, combining state of the art power conversion with powerful optical lenses and inspired architectural design. Simple specification and snap-together power and control connectors enable time saving installation and long connected runs up to 295ft. Lens options enable grazing or long throw and increase lumen output by up to 5x over 120° unlensed fixtures for higher surface luminence, longer throw, and improved energy efficiency. Fixtures run 10° cooler than competing products and ensure long LED life in extreme climates such as desert locations.

Construction Anodized aluminum extrusions with diecast endcaps. Double sealed impact proof polycarbonate lenses.

Mounting Swivels, Extended Arms, Cantilevers, L Brackets or Permapost.

Electrical 120-277VAC. Single connection or daisy chain with IP67 starter and jumper cables.

Finish Anodized brushed silver.

Warranty 5 yr/50,000 hour limited warranty.

Environment Wet or dry location - IP66. Operating Temperature - 40°F to 122°F.

Certifications UL Listed 1598.

Part No.	Description
OGL12SC5P	12" Starter Lead (dimming)
OGL24SC5P	24" Starter Lead (dimming)
OGL48SC5P	48" Starter Lead dimming)
OGL12J5P	12" Jumper (dimming)
OGL24J5P	24" Jumper (dimming)
OGL48J5P	48" Jumper (dimming)
OGLEL	End Cap for 5 Pin Connectors

Specifications may be modified or improved without notification. 11/21

Orgatech | 205 W. Blueridge Avenue, Orange, CA 92865 | 626.969.6820 | www.orgatech.com

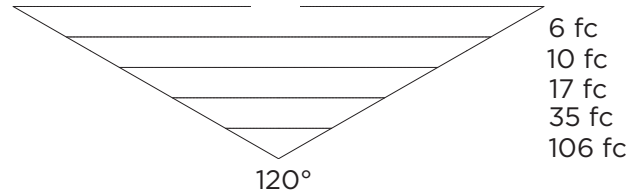
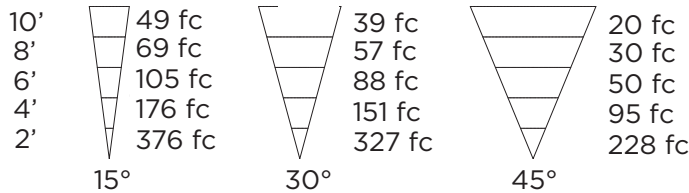


Minatura 1300

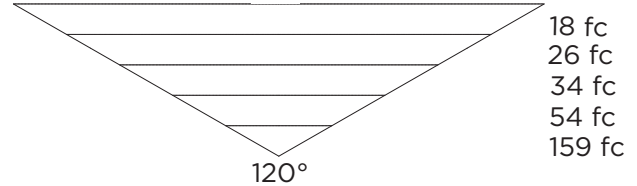
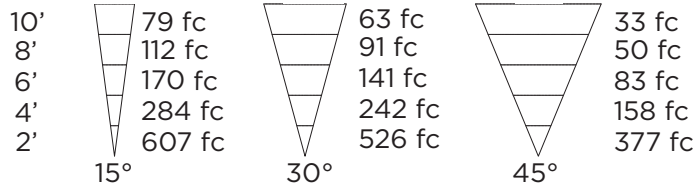
Lensing & Photometrics

Energy efficient lens selection and application matching: for optimal energy efficiency and reliability.

Photometric Data - LS 4.5W/ft (based off 46" fixture).

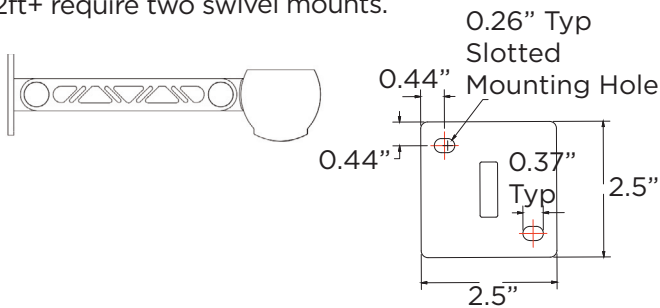


Photometric Data - LH 8.8W/ft (based off 46" fixture).

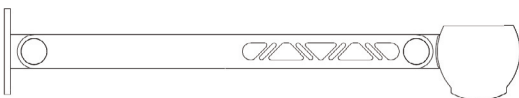


Mounting & Options


SW - Swivel Mount can be repositioned along the fixture and the hidden friction hinge. Design maintains tensions and locks after final aiming. Fixtures 2ft+ require two swivel mounts.



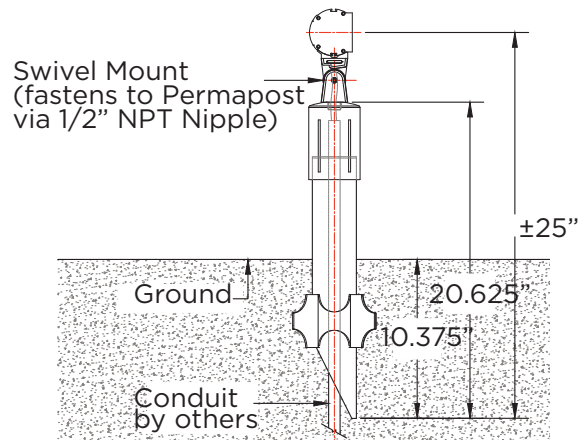
Ax - Extended Arm is an adder for swivel mounts. 4"-18" lengths. Fixtures 2ft+ require two arms.



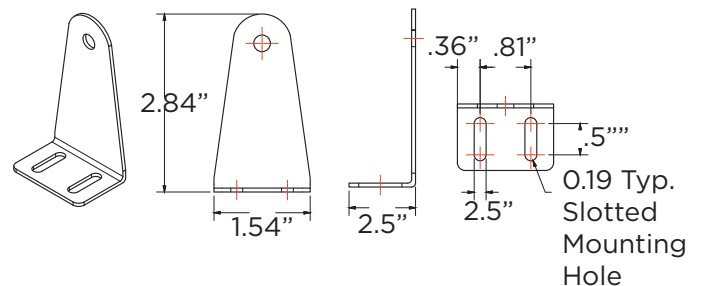
Cx - Cantilever Arm is an adder for swivel mounts. The dual hinges enable adjustment at the wall. 4"-18" lengths. Fixtures 2ft+ require two arms.



P - Permapost provide easy at-grade installation. Includes standard 3" (SW) swivel mount bracket. Fixture must be mounted at least 4" above ground level to avoid water accumulation.



LB - L Bracket allows for a 180° fixture rotation. Fixtures require two brackets.



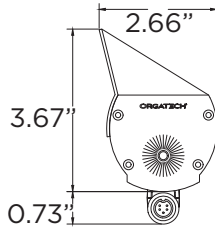
Specifications may be modified or improved without notification. 11/21

Orgatech | 205 W. Blueridge Avenue, Orange, CA 92865 | 626.969.6820 | www.orgatech.com

Minatura 1300

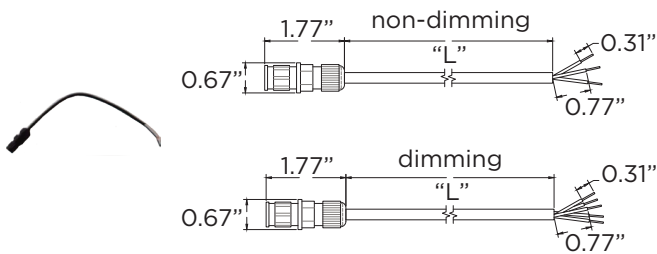
Mounting & Options (cont.)

G – Glare Shield minimizes a direct glare to the public, while maintaining the LED output chosen.

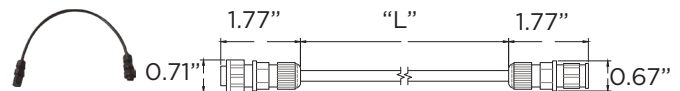


Accessories

OGLxxSCxP - Starter Cables power fixtures with (xx) 12"-48" cable lengths and either (x) 3 pins for non-dimming or 5 pins for dimming.



OGLxxJxP - Jumper Cables interconnects fixtures (xx) 12"-48" jumper lengths and either (x) 3 pins for non-dimming or 5 pins for dimming.



OGLEH/OGLEL- Cable End Caps terminates the cables. OGLEH 3 pins for non-dimming or OGLEL 5 pins for dimming.

